

Power Distribution & Terminal Blocks

NEW
 Series PDBFS: Enclosed, High SCCR, UL1953
 Series PDB: High SCCR, UL1953
 Series 162 & 163: High SCCR, UL1059

Section Contents	Page
Selection table for SCCR PDBs & Power terminal blocks	276
Power distribution blocks	
Series PDBFS enclosed, with high SCCR	277
Series PDB with high SCCR	278
Power terminal blocks	
Series 162 & 163 with high SCCR	279
Series 163	280-281
Series 11675 2- to 12-Pole quick-connect	282
Series 11725 2- to 4-Pole quick-connect	282
Series 160, 162, 163 & 165	282
Series 162, 163 & 165 power stud terminal blocks	283
Series 160, 162, 163 & 165 power splicer blocks	283
Series 14002 Barrier terminal blocks	284
Series 14004 Dead front terminal block	284

RED indicates NEW information



Selection table for SCCR power distribution blocks and power terminal blocks

Short-Circuit Current Rated Power Distribution Blocks

Cooper Bussmann offers three distinctly different styles of short-circuit current rated power distribution blocks (PDBs) and power terminal blocks (PTBs) to match different application needs. The differences are whether the power distribution blocks are enclosed or not, and whether they are UL1953 Listed PDBs or UL1059 Recognized PTBs, which have different minimum spacing requirements. The table on this page can assist in the selection of the right series for your application requirements.

Why these are important?

Assembly short-circuit current ratings (SCCRs) are now required in the 2005 NEC® and UL508A Listed Industrial

Control Panels. Marking the SCCR on Industrial Control Panels (NEC® 409.110), Industrial Machinery Electrical Panels (NEC® 607.3(A)), and HVAC equipment (NEC® 440.4(B)) is now required by the National Electrical Code. PDBs or PTBs not marked with a SCCR, typically are the weakest link and may limit an assembly to no more than 10kA SCCR. The PDBFS and PDB Series have increased spacing required where used in feeder circuits in equipment listed to UL508A (UL1059 PTBs must be evaluated for proper spacings). Also, for building wiring systems, the PDBFS Series and PDB Series power distribution blocks can be used to meet the new 2005 NEC® requirements in section 376.56(B) for PDBs in wireways.

Selection Table

Description	Catalog Page	UL	Enclosed	High SCCR*	Spacing** 1" Air 2" Surface	Industrial Control Panels UL 508A Branch Circuit	Industrial Control Panels UL 508A Feeder Circuit	HVAC UL 1995	Wireways NEC® 376.56(B) (Requires UL 1953)
Series PDBFS	277	UL 1953 Listed	Yes†	Yes	Yes	Yes	Yes	Yes	Yes
Series PDB	278	UL 1953 Listed	No***	Yes	Yes	Yes	Yes	Yes	Yes w/optional cover
Series 16XXX_UL	279	UL 1059 Recognized	No***	Yes	No****	Yes	No****	Yes	No

† IP-20 finger-safe under specific conditions, see datasheet 1149.

*When protected by proper fuse class with maximum ampere rating specified or less.

** See PDB Spacing Requirements for Equipment table below.

***Optional covers are available. Not IP-20, but provide a safety benefit.

****No, except: Yes, if single pole units installed with proper spacings.

PDB & PTB Minimum Spacing Requirements for Equipment

UL Standard	Spacing between live parts of opposite polarity		Spacing between live parts and grounded parts or enclosure @600V
	Through air @600V	Over surface @600V	
508A Feeder Circuits	1"	2"	1"
508A Branch Circuits	3/8"	1/2"	1/2"
1995 HVAC	3/8"	1/2"	1/2"

Note: Refer to Specific UL standards for complete spacing details.



Series PDBFS of power distribution blocks

Feature/Benefits

- Enclosed, safer installation; IP-20 finger-safe under specific conditions
- High Short-Circuit Current Ratings up to 200,000A: PDBs do not have to be the weak link in achieving high SCCR for an industrial control panel
- Small footprint saves panel space
- Listed to UL1953 which has minimum spacing requirements at 600V of at least 1" through air and 2" over surface required for feeders in UL UL508A Industrial Control Panels
- For 2D CAD drawings visit www.cooperbussmann.com



Electrical

- 600Vac or dc (UL 1953), 690Vac or dc (IEC)
- IP-20 Finger Safe under specific conditions
- Short-Circuit Current Ratings up to 200,000kA, see table
- Ampacities up to 760 Amps
- CU Wire range 14 AWG to 500 kcmil or 2.5 to 240 mm²

Mechanical

- DIN rail or panel mount; PDBFS330 & PDBFS504 panel mount only
- Captive termination screws; screws do not get misplaced
- Wire ready: captive termination screws shipped backed out to save time on conductor installations
- Sliding DIN rail latch for easy mounting
- Single pole, gang mountable for multiple pole applications with interlocking dovetail accessory (optional)
- Flammability, UL 94V0
- Tin-plated AL connectors suitable for CU conductors
- Elongated hole for panel mounting; easier mounting with greater flexibility in matching up with drilled panel holes
- Part 2A1279: Interlocking dovetail pin accessory
One pin interlocks two units, two pins to interlock three units
- DIN rail end anchors required to prevent damage to block when torquing

Agency/Standards

- UL Listed 1953, Guide QPQS, File E256146
- CSA Certified, Class 6228-01, File 15364
- CE component IEC 60947-7-1
- IEC 60529, IP-20 (Finger Safe) under specific wiring conditions

Series PDBFS

Catalog Number (All Single Pole)	Amps	Terminal Copper Conductor Capability			Short-Circuit Current Rating Data							
		Line	Load	Configuration	Conductors		Max Fuse Class & Amp**				SCCR	
		Wire Range	Wire Range	Openings per Pole Line Load	Line AWG or kcmil	Load AWG or kcmil	J LPJ	T JJS JJN	RK1 LPS-RK LPN-RK	RK5 FRS-R FRN-R		
PDBFS204	175A	2/0 - 8 AWG 70 - 10 mm ²	2/0 - 8 AWG 70 - 10 mm ²		2/0 - 8	2/0 - 8	200	200	100	60		200kA
PDBFS220	175A	2/0 - 8 AWG 70 - 10 mm ²	4 - 14 AWG 25 - 2.5 mm ²		2/0 - 8	4 - 12	200	200	100†	60†	200kA	
						4 - 14	175†	175†	100†	60†	100kA	
							200†	200†	100†	60†	50kA	
PDBFS303	310A	350kcmil - 6 AWG 150 - 16 mm ²	350kcmil - 6 AWG 150 - 16 mm ²		350 - 6	350 - 6	400	400	200	100	200kA	
PDBFS330	380A	500kcmil - 6 AWG 240 - 16 mm ²	2 - 14 AWG 35 - 2.5 mm ²		500 - 6	2 - 6	400	400	200†	100†	30†	200kA
						2 - 14	200†	200†	100†	30†	50kA	
							175†	175†	100†	30†	100kA	
PDBFS377	570A	300kcmil - 4 AWG 150 - 12 mm ²	4 - 14 AWG 25 - 2.5 mm ²		300 - 4	300	4 - 8	600	600	400†	200†	200kA
						4 - 14	4	600†	600†	400†	200†	50kA
							200†	200†	100†	30†	50kA	
PDBFS500	620A	350kcmil - 4 AWG 185 - 12 mm ²	350kcmil - 4 AWG 185 - 12 mm ²		350	350	600	600	400	200	200kA	
					350 - 4	350 - 4	600	800	600	200	100kA	
PDBFS504	760A	500kcmil - 6 AWG 240 - 16 mm ²	500kcmil - 6 AWG 240 - 16 mm ²		500	500	600	800*	600	400	200kA	
					500 - 6	500 - 6	600	800*	600	600	100kA	
							600	600	400	200	100kA	

Ampacities 75C per NEC® Table 310.16 and UL508A Table 28.1

*Class L 800A (KRP-C 800_SP) or less fuses suitable for this particular SCCR case.

** Class G 60A (SC-60) or less or Class CC 30A (LP-CC-30, FNQ-R-30, KTK-R-30) or less are suitable for all these SCCR in this table.

† Higher SCCR may be available, check latest datasheet 1149.

Data Sheet: 1049

Series PDB of power distribution blocks



Electrical

- 600Vac or dc (UL 1953)
- Short-Circuit Current Ratings up to 200kA, see table
- Wire range 14 AWG to 350 kcmil CU
- Spacing between uninsulated opposite polarities or ground meets UL 1953 which requires at least 1" through air and 2" over surface

Mechanical

- Panel mount
- Flammability, UL 94V0
- Tin-plated AL connectors suitable for CU conductors

Feature/Benefits

- High Short-Circuit Current Ratings up to 200kA: PDBs do not have to be the weak link in achieving high SCCR for an industrial control panel
- Listed to UL1953 which has minimum spacing requirements at 600V of at least 1" through air and 2" over surface required for feeder in UL UL508A Industrial Control Panels
- For 2D CAD drawings visit www.cooperbussmann.com

Optional covers

Covers are ordered for each individual pole, i.e. three 1-pole covers for 3-pole block, see table A. Except PDB321 blocks have one cover for 1, 2 or 3 pole versions, see table B.

Block	Cover
PDB2XX-(pole):	CPB162-1
PDB3XX-(pole):	CPDB-1

Block	Cover
PDB321-1	CPDB-1
PDB321-2	CPDB-2
PDB321-3	CPDB-3

Agency/Standards

- UL Listed 1953, Guide QPQS, File E256146

Series PDB

		Terminal Copper Conductor Capability			Short-Circuit Current Rating Data							
		Line	Load	Configuration	Conductors		Max Fuse Class & Amp**				SCCR	
Catalog Number	Amps	Wire Range	Wire Range	Openings per Pole		Line	Load	J	T	RK1		RK5
- Pole				Line	Load	AWG or kcmil	AWG or kcmil	LPJ	JJS JJN	LPS-RK LPN-RK	FRS-R FRN-R	
PDB204-1 PDB204-3	175A	2/0 - 8 AWG	2/0 - 8 AWG	○	○	2/0 - 8	2/0 - 8	200	200	200	60	200kA
PDB220-1 PDB220-3	175A	2/0 - 8 AWG	4 - 14 AWG	○	○ ○ ○	2/0 - 8	4 - 12 4 - 14	200 175 [†] 200 [†]	200 175 [†] 200 [†]	200 [†] 100 [†] 100 [†]	60 [†] 60 [†] 60 [†]	200kA 100kA 50kA
PDB280-1 PDB280-3	175A	2/0 - 8 AWG	1/4-20 X 3/4 STUD	○	⬡	2/0 - 8	Stud	200	200	100	60	200kA
PDB321-1 PDB321-2 PDB321-3	175A	2/0 - 8 AWG	4 - 14 AWG	○	○ ○ ○	2/0 - 8	4 - 12 4 - 14	400 400 [†] 175 [†]	400 400 [†] 175 [†]	200 [†] 400 [†] 100 [†]	100 [†] 100 [†] 60 [†]	200kA 100kA 100kA
PDB323-1 PDB323-3	310A	300kcmil - 4 AWG	4 - 12 AWG	○	○ ○ ○	300 - 4	4 - 8 4 - 12	400 400 [†] 175 [†]	400 400 [†] 175 [†]	200 [†] 400 [†] 100 [†]	100 [†] 100 [†] 60 [†]	200kA 100kA 100kA
PDB370-1 PDB370-3	310A	350kcmil - 4 AWG	4 - 14 AWG	○	○ ○ ○ ○	350 - 4	4 - 8 4 - 14	400 400 [†] 175 [†]	400 400 [†] 175 [†]	200 [†] 400 [†] 100 [†]	100 [†] 100 [†] 60 [†]	200kA 100kA 100kA
PDB371-1 PDB371-3	310A	350kcmil - 4 AWG	(6) 2 - 12 AWG (3) 1/0-12	○	○ ○ ○ ○ ○	350 - 4	1/0 - 6 4 - 12	400 400 [†] 175 [†]	400 400 [†] 175 [†]	200 [†] 400 [†] 100 [†]	100 [†] 100 [†] 60 [†]	200kA 100kA 100kA

Ampacities 75C per NEC® Table 310.16 and UL508A Table 28.1

** Class G 60A (SC-60) or less or Class CC 30A (LP-CC-30, FNQ-R-30_SP, KTK-R-30) or less are suitable for all these SCCR in this table.

† Higher SCCR may be available, check latest datasheet 1149.

Series 162 & 163 power terminal blocks with high SCCR

Feature/Benefits

- High Short-Circuit Current Ratings up to 200kA:
- UL1059 Recognition
- For 2D CAD drawings visit www.cooperbussmann.com

Agency/Standards

- UL 1059 Recognized, Guide XCFR2, File E221592
- General Industry Class per UL 1059
- CSA Certified, Class 6228-01, File 15364

Electrical

- 600V AC or DC
- Short Circuit Current Ratings up to 200kA, see table
- Ampacities up to 310 Amps
- Wire range 14 AWG to 350 kcmil CU

Mechanical

- Panel mount
- Flammability, UL 94V0
- Tin-plated AL connectors suitable for CU conductors



Optional covers

Block	Cover
Series 162:	CPD162-(pole)
Series 163:	CPDB-(pole)

Series 162 & 163 High SCCR

Catalog Number	Amps	Terminal Copper Conductor Capability			Short-Circuit Current Rating Data (UL)						
		Line	Load	Configuration	Conductors		Max Fuse Class & Amp**				SCCR
		Wire Range	Wire Range	Openings per Pole Line Load	Line AWG or kcmil	Load AWG or kcmil	J LPJ	T JJS JJN	RK1 LPS-RK LPN-RK	RK5 FRS-R FRN-R	
16204-1UL 16204-2UL 16204-2UL	175A	2/0 - 8 AWG	2/0 - 8 AWG	Line Load	2/0 - 8	2/0 - 8	200	200	200	60	
16220-1UL 16220-2UL 16220-3UL	175A	2/0 - 8 AWG	4 - 14 AWG	Line Load	2/0 - 8	4 - 12 4 - 14	200 175† 200†	200 175† 200†	200† 100† 100†	60† 60† 60†	200kA 100kA 50kA
16280-1UL 16280-2UL 16280-3UL	175A	2/0 - 8 AWG	1/4-20 X 3/4 STUD	Line Load	2/0 - 8	Stud	200	200	100	60	200kA
16321-1UL 16321-2UL 16321-3UL	175A	2/0 - 8 AWG	4 - 14 AWG	Line Load	2/0 - 8	4 - 12 4 - 14	400 400† 175†	400 400† 175†	200† 400† 100†	100† 100† 60†	200kA 100kA 100kA
16323-1UL 16323-2UL 16323-3UL	310A	300kcmil - 4 AWG	4 - 12 AWG	Line Load	300 - 4	4 - 8 4 - 12	400 400† 175†	400 400† 175†	200† 400† 100†	100† 100† 60†	200kA 100kA 100kA
16370-1UL 16370-2UL 16370-3UL	310A	350kcmil - 4 AWG	4 - 14 AWG	Line Load	350 - 4	4 - 8 4 - 14	400 400† 175†	400 400† 175†	200† 400† 100†	100† 100† 60†	200kA 100kA 100kA
16371-1UL 16371-2UL 16371-3UL	310A	350kcmil - 4 AWG	(6) 2 - 12 AWG (3) 1/0-12	Line Load	350 - 4	1/0 - 6 4 - 12	400 400† 175†	400 400† 175†	200† 400† 100†	100† 100† 60†	200kA 100kA 100kA

Ampacities 75C per NEC® Table 310.16 and UL508A Table 28.1

** Class G 60A (SC-60) or less or Class CC 30A (LP-CC-30, FNQ-R-30, KTK-R-30) or less are suitable for all these SCCRs in this table.

† Higher SCCR may be available, check latest datasheet 1149.

Data Sheet: 1049

Series 163 power terminal blocks

163 Series

Replaces Cooper Bussmann®
164 Series

Specifications

Description: Power terminal block.

Dimensions: See Dimensions illustrations.

Construction: Tin-plated aluminum connectors.

Poles: 1 to 3 Poles, See Catalog Numbers table on the following page.

Wire Range: See Catalog Numbers table on the following page.

Ratings:

Volts: — 600Vac or dc

Amps: — See catalog Numbers table on the following page.

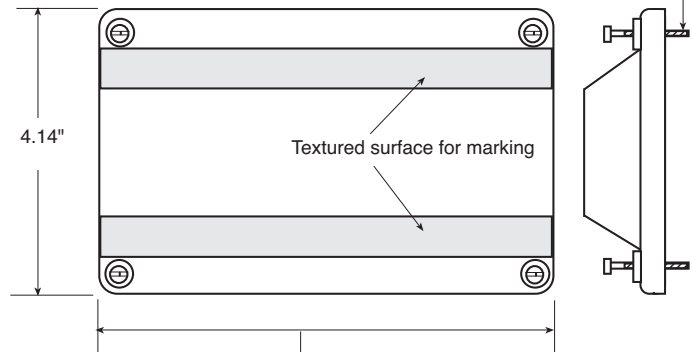
SCCR: — 10kA per UL508A table SB4.1

Agency Information: CE, UL Recognized: Guide XCFR2, UL E221592, General Industrial Class per UL1059, CSA Certified: CSA LR15364

Flammability Rating: UL 94V0

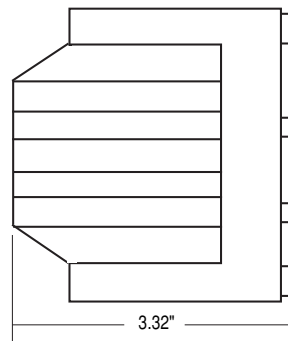
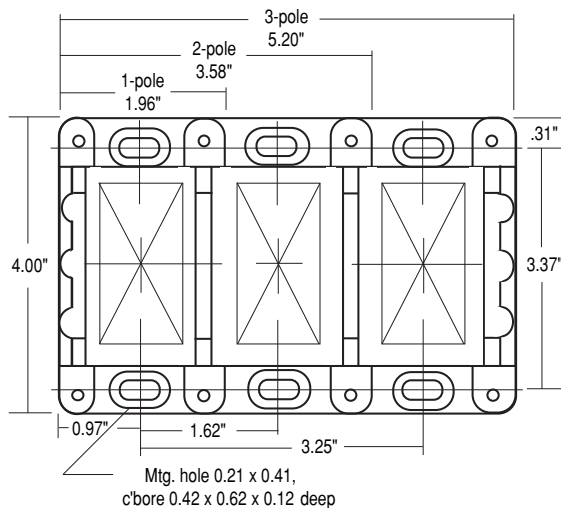


Supplied with (4) #4 thread-cutting screws assembled as shown



CPDB-1	(single pole)	2.10"
CPDB-2	(two pole)	3.72"
CPDB-3	(three pole)	5.34"

Dimensions



(See Following Page for Ratings)

Series 163 power terminal blocks

Catalog Numbers

Basic

Catalog Numbers	Wire Size Line Side (Poles)	Load Side (Poles)	Amps/ Pole	Line/Load
16301*	250kcmil-6 AWG CU Only	250kcmil-6 AWG CU Only	255	
16303	350kcmil-6 AWG CU-AL	350kcmil-6 AWG CU-AL	310	
16306	500kcmil-6 AWG CU-AL	500kcmil-6 AWG CU-AL	380	
16321	2/0-14 AWG CU, 2/0-8AL	(6)4-14 AWG CU, 4-8 AWG AL	175	
16323	350kcmil-6 AWG CU-AL	(6)4-14 AWG CU, 4-12 AWG AL	310	
16325	(2)2/0-14 AWG CU, 2/0-8 AWG AL	(6)4-14 AWG CU, 4-8 AWG AL	350	
16330	500kcmil-6 AWG CU-AL	(6) 2-14 AWG CU, 2-12 AWG AL	380	
16332	350kcmil-6 AWG CU-AL	(3) 2-14 AWG CU, 2-8 AWG AL (2) 1/0-14 AWG CU, 1/0-8 AWG AL	310	
16335	500kcmil-6 AWG CU-AL	(3) 2-14 AWG CU, 2-8 AWG AL (2) 1/0-14 AWG CU, 1/0-8 AWG AL	380	
16370	350kcmil-6 AWG CU-AL	(12)4-14 AWG CU, 4-12 AWG AL	310	
16371	350kcmil-6 AWG CU-AL	(6) 2-14 AWG CU, 2-8 AWG AL (3) 1/0-14 AWG CU, 1/0-8 AWG AL	310	
16372	350kcmil-6 AWG CU-AL	(21) 10-14 AWG CU, 10 AWG AL	310	
16373	350kcmil-6 AWG CU-AL	(14) 10-14 AWG CU, 10 AWG AL (3) 1/0-14 AWG CU-AL	310	
16375	600kcmil-2 AWG CU-AL	(12)4-14 AWG CU, 4-12 AWG AL	420	
16376	600kcmil-2 AWG CU-AL	(6) 2-14 AWG CU, 2-8 AWG AL (3) 1/0-14 AWG CU, 1/0-8 AWG AL	420	
16377	(2)300kcmil-4 AWG CU-AL	(12)4-14 AWG CU, 4-12 AWG AL	570	
16378	500kcmil-6 AWG CU-AL	Stud Size (2) 1/4-20 x 1	380	
16383	500kcmil-6 AWG CU-AL	Stud Size (1) 3/8-16 x 1	380	
16390	3/8-16 x 1 1/8 Stud Size	3/8-16 x 1 1/8 Stud Size	250	
16394	1/2-13 x 1 1/8 Stud Size	1/2-13 x 1 1/8 Stud Size	400	
16395	3/8-16 x 1 1/8 Stud Size	(2) 1/4-20 x 3/8 Stud Size	310	

*Copper connectors for use with copper wire only.

Power
Distribution
& Terminal
Blocks

Ordering Information

163 Series blocks are available in 1-, 2- or 3-poles. To order: Basic Catalog Number + Number of poles.

Examples: 16301-1 = one-pole block
16301-3 = three-pole block

Data Sheet: 1049

Power terminal blocks

Series 11675

Specifications

Description: Screw connection line side, (3) 0.250" quick-connect load side power terminal block.

Poles:

2- to 12-poles.

Wire Range:

8 – 14 AWG CU.

Ratings:

Volts: — 250Vac or dc

Amps: — Up to 40A


SCCR: — 10kA per UL508A table SB4.1

Agency Information: CE, Guide XCFR2, UL E62622; CSA LR15364.

Torque Rating: 9 in-lb max.

Catalog Numbers

Catalog Numbers	Poles	Catalog Numbers	Poles
11675-2	2	11675-8	8
11675-3	3	11675-9	9
11675-4	4	11675-10	10
11675-5	5	11675-11	11
11675-6	6	11675-12	12
11675-7	7		



Series 11725

Specifications

Description: Screw connection line side, (4) 0.250" quick-connect load side power terminal block.

Poles: 2-, 3- or 4-poles.

Wire Range: 2 – 14 AWG CU/8 AWG AL.

Ratings:

Volts: — 600Vac or dc

Amps: — Up to 70A

SCCR: — 10kA per UL508A table SB4.1

Agency Information: CE, UL Guide XCFR2, E62622; CSA LR15364.

Torque Rating: 45 in-lb max.

Catalog Numbers

Catalog Numbers	Poles
11725-2	2
11725-3	3
11725-4	4



Series 160, 162, 163 & 165

Specifications

Description: Power terminal blocks.

Construction: Molded black thermoplastic.

Wire Range: See Catalog Numbers table.

Poles:

Series 160: 2-, 3- or 4-poles

Series 162, 163 and 165: 1-, 2- or 3-poles

Ratings:

Volts: — 600Vac or dc

Amps: — Up to 840A

SCCR: — 10kA per UL508A table SB4.1

Agency Information: CE, Guide XCFR2, UL E221592 General Industrial Class per UL 1059; CSA Class 6228-01, File 53787.

Flammability Rating: UL 94V0.

Catalog Numbers

Catalog Numbers	Line Connection	Load Connection	Connector Material & Ampacity	Agency Information
16021*	2/0-#14CU, 2/0-#8AL	(6)#4-#14CU, #4-#8AL	AL-175A	UL/CSA
16023*	350kcmil-#6CU/AL	(6)#4-#14CU, #4-#12AL	AL-310A	UL/CSA
16220	2/0-#14CU, 2/0-#8AL	(4)#4-#14CU, #4-#8AL	AL-175A	UL/CSA
16321	2/0-#14CU, 2/0-#8AL	(6)#4-#14CU, #4-#8AL	AL-175A	UL/CSA
16323	350kcmil-#6CU/AL	(6)#4-#14CU, #4-#12AL	AL-310A	UL/CSA
16325	(2)2/0-#14CU, 2/0-#8AL	(6)#4-#14CU, #4-#8AL	AL-350A	UL/CSA
16330	500kcmil-#6CU/AL	(6)#2-#14CU, #2-#12AL	AL-380A	UL/CSA
16332	350kcmil-#6CU/AL	(3)#2-#14CU, #2-#8AL (2)1/0-#14CU, 1/0-#8AL	AL-310A	UL/CSA
16335	500kcmil-#6CU/AL	(3)#2-#14CU, #2-#8AL (2)1/0-#14CU, 1/0-#8AL	AL-380A	UL/CSA
16370	350kcmil-#6CU/AL	(12)#4-#14CU, #4-#12AL	AL-310A	UL/CSA
16371	350kcmil-#6CU/AL	(6)#2-#14CU, #2-#8AL (3)1/0-#14CU, 1/0-#8AL	AL-310A	UL/CSA
16372	350kcmil-#6CU/AL	(21)#10-#14CU, #10AL	AL-310A	UL/CSA
16373	350kcmil-#6CU/AL	(3)1/0-#14CU/AL (14)#10-#14CU, #10AL	AL-310A	UL/CSA
16375	600kcmil-#2CU/AL	(12)#4-#14CU, #4-#12AL	AL-420A	UL/CSA
16376	600kcmil-#2CU/AL	(6)#2-#14CU, #2-#8AL (3)1/0-#14CU, 1/0-#8AL	AL-420A	UL/CSA
16377	(2)300kcmil-#4CU/AL	(12)#4-#14CU, #4-#12AL	AL-570A	UL/CSA
16528	(2)600kcmil-#2CU/AL	(4)3/0-#6CU/AL (4)#4-#14CU/AL	AL-840A	UL/CSA
16530	(2)500kcmil-#6CU/AL	(12)#4-#14CU/AL	AL-760A	UL/CSA

*160 Series Bases have mounting holes outside the barriers. Other bases (162 through 165) have mounting holes within barriers. See Data Sheet for dimensional drawings.

How To Order

Catalog Number + # of Poles

Example: 16021 – 3 (complete part number)

Optional Covers:

160 Series: CPB160 - (pole)

162 Series: CPB162 - (pole)

163 Series: CPDB- (pole)

165 Series: CPDB165 (1 for each pole)



Data Sheets: 1117 (Series 160, 162, 165); 1148 (Series 163)

Power terminal blocks: stud & splicer

Series 162, 163 & 165

Specifications

Description: Power stud terminal blocks.

Construction: Molded black thermoplastic.

Poles: 1-, 2- or 3-poles.

Wire Range: See Catalog Numbers table.

Ratings:

Volts: — 600Vac or dc

Amps: — Up to 760A

SCCR: — 10kA per UL508A table SB4.1

Agency Information: CE, Guide XCFR2, UL E221592 General Industrial Class per UL 1059; CSA Class 6228-01, File 53787.

Flammability Rating: UL 94V0.



Stud Block Catalog Numbers

Catalog Numbers	Line Connection (Poles)	Load Connection (Poles)	Material & Ampacity	Connector Agency Information
Connector to Stud				
16280	2/0-#14CU-AL	¼-20 X ¾ Stud	AL-175A	UL —
16281	2/0-#14CU-AL	¼-20 Tapped hole	AL-175A	UL —
16378	500kcmil-#6CU-AL	(2)¼-20 x 1 Stud	AL-380A	UL CSA
16383	500kcmil-#6CU-AL	(1)¼-16 x 1 Stud	AL-380A	UL CSA
16582	(2)500kcmil-#6CU-AL	(2)¼-16 x 1 ½ Stud	AL-760A	UL CSA
Stud to Stud				
16290	¼-20 x ¾ Stud	¼-20 x ¾ Stud	CU-175A	UL —
16390	¼-16 x 1 ½ Stud	¼-16 x 1 ½ Stud	CU-250A	UL CSA
16394	¼-13 x 1 ½ Stud	¼-13 x 1 ½ Stud	CU-400A	UL CSA
16395	¼-16 x 1 ½ Stud	(2)¼-20 x ¾ Stud	CU-310A	UL CSA
16591	¼-16 x 1 ½ Stud	(2)¼-16 x 1 ½ Stud	CU-400A	UL CSA
16593	¼-13 X 1 Stud	¼-13 X 1 Stud	CU-600A	UL CSA

How To Order

Catalog Number + # of Poles

Example: 16000 – 3 (complete part number)

Optional Covers:

160 Series: CPB160 - (pole)

162 Series: CPB162 - (pole)

163 Series: CPDB - (pole)

165 Series: CPDB165 (1 for each pole)

For Short-circuit current rated stud power distribution blocks, go to the Series PDB and Series 162 & 163 with high SCCR.

Series 160, 162, 163 & 165

Specifications

Description: Power splicer terminal blocks.

Construction: Molded black thermoplastic.

Wire Range: See Catalog Numbers table.

Poles: Series 160: 2-, 3- or 4-poles

Series 162, 163 and 165: 1-, 2- or 3-poles

Ratings:


Volts: — 600Vac or dc

Amps: — Up to 620A

SCCR: — 10kA per UL508A table SB4.1

Agency Information: CE, Guide XCFR2, UL E221592 General Industrial Class per UL 1059; CSA Class 6228-01, File 53787.

Flammability Rating: UL 94V0.



Catalog Numbers

Catalog Numbers	Line Connection	Load Connection	Connector Material & Ampacity	Agency Information
16000*	2/0-#8CU/AL	2/0-#8CU/AL	AL-175A	UL
16003*	250kcmil-#6CU Only	250kcmil-#6CU Only	CU-255A	UL
16005*	350kcmil-#6CU/AL	350kcmil-#6CU/AL	AL-310A	UL
16200	#2-#14CU, #2-#8AL	#2-#14CU, #2-#8AL	AL-115A	UL
16201	1/0-#14CU Only	1/0-#14CU Only	CU-150A	UL
16204	2/0-#8CU/AL	2/0-#8CU/AL	AL-175A	UL
16301	250kcmil-#6CU Only	250kcmil-#6CU Only	CU-255A	UL/CSA
16303	350kcmil-#6CU/AL	350kcmil-#6CU/AL	AL-310A	UL/CSA
16306	500kcmil-#6CU/AL	500kcmil-#6CU/AL	AL-380A	UL/CSA
16500	(2)350kcmil-#4CU/AL	(2)350kcmil-#4CU/AL	AL-620A	UL/CSA
16504	(2)500kcmil-#6CU/AL	(2)500kcmil-#6CU/AL	AL-760A	UL/CSA

*160 Series Bases have mounting holes outside the barriers. Other bases (162 through 165) have mounting holes within barriers. See Data Sheet for dimensional drawings.

How To Order

Catalog Number + # of Poles

Example: 16000 – 3 (complete part number)

Optional Covers:

160 Series: CPB160 - (pole)

162 Series: CPB162 - (pole)

163 Series: CPDB - (pole)

165 Series: CPDB165 (1 for each pole)

For Short-circuit current rated and/or finger-safe splicers blocks, go to the Series PDBFS, Series PDB or Series 162 & 163 with high SCCR.

Power terminal blocks: barrier & dead front

Series 14002

Specifications

Description: Barrier terminal block.

Poles: 2- to 6-poles.

Wire Range: 2 – 14 AWG CU/8 AWG AL.

Ratings:

Volts: — 600Vac or dc

Amps: — 115A

SCCR:— 10kA per
UL508A table SB4.1

Agency Information: CE, Guide XCFR2, UL E62622; CSA LR15364.

Torque Ratings*: 2-3, 50 in.-lb; 4-6, 45 in.-lb; 8, 40 in.-lb; 10-14, 35 in.-lb.

*Consult factory for torque ratings for CP and Q options.

Marking: Marking strip optional, consult factory.

Options For Load Side Connector

CP: Sems pressure plate, rated 60A, 600V

Q: Quick-Connect, rated 50A, 600V

To order options, enter letter code in front of Catalog Number: ie; CP14002-2.

Catalog Numbers

Catalog Numbers	Poles	Catalog Numbers	Poles
14002-2	2	14002-5	5
14002-3	3	14002-6	6
14002-4	4		



Series 14004

Specifications

Description: Dead front terminal block.

Poles: 2 to 12 poles.

Wire Range:
4 – 14 AWG CU/8
AWG AL.

Ratings:

Volts: — 600Vac or dc

Amps: — 90A

SCCR:— 10kA per UL508A table SB4.1

Agency Information: CE, Guide XCFR2, UL E62622; CSA LR15364.

Marking: Marking strip optional, consult factory.

Catalog Numbers

Catalog Numbers	Poles	Catalog Numbers	Poles
14004-2	2	14004-8	8
14004-3	3	14004-9	9
14004-4	4	14004-10	10
14004-5	5	14004-11	11
14004-6	6	14004-12	12
14004-7	7		

